



# 2009-2010 GMT Quarterly Report for District (or Undistricted) **District 14 A**

GMT: **STEVEN D SHERER**

Location: **PENNSYLVANIA**

GMT CA: **1**

## CLUBS

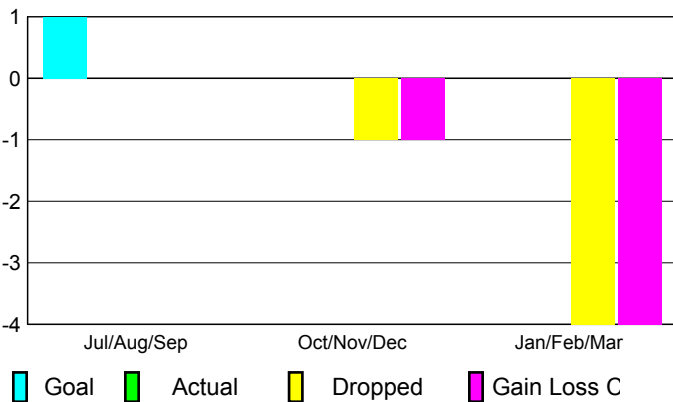
**Club Results**  
2009-2010

**Clubs**  
2008-2009

| Month         | New Club Goal | Actual New Clubs | Actual Dropped Clubs | Gain/Loss of Clubs | Gain/Loss of Clubs |
|---------------|---------------|------------------|----------------------|--------------------|--------------------|
| Jul/Aug/Sep   | 1             | 0                | 0                    | 0                  | 0                  |
| Oct/Nov/Dec   | 0             | 0                | -1                   | -1                 | 0                  |
| Jan/Feb/Mar   | 0             | 0                | -4                   | -4                 | 0                  |
| <b>Totals</b> | <b>1</b>      | <b>0</b>         | <b>-5</b>            | <b>-5</b>          | <b>0</b>           |

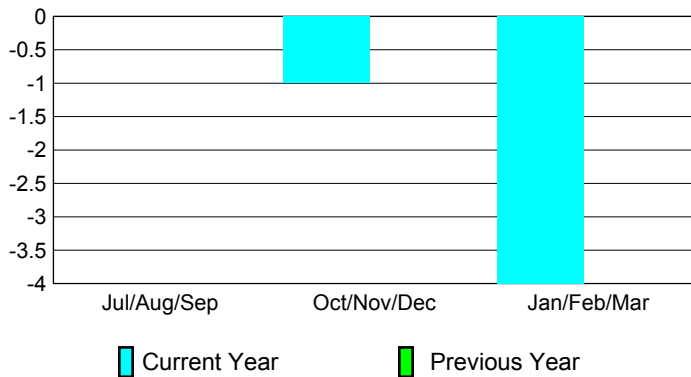
### Club Results 2009-2010

Goal, New, Dropped, Gain/Loss



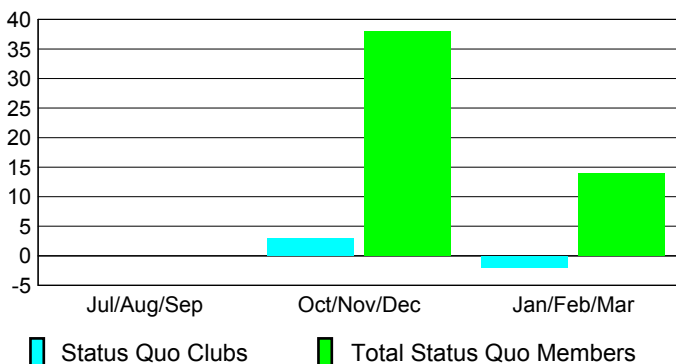
### Comparison of Club Gain/Loss

Current Year Compared to the Previous Year



### YTD Status Quo Clubs 2009-2010

Status Quo Clubs Compared to Status Quo Members



## MEMBERSHIP

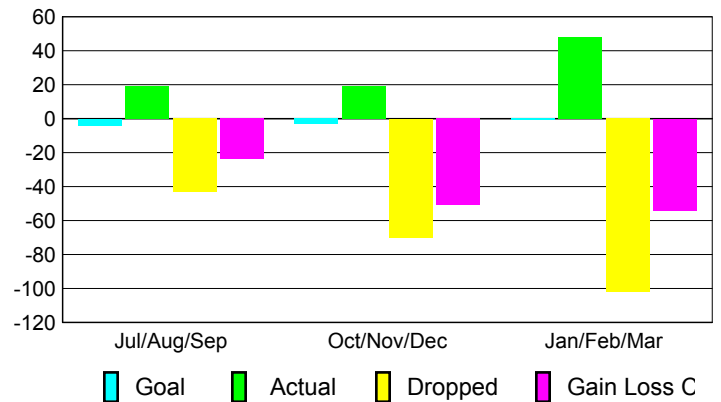
**Membership Results**  
2009-2010

**Membership**  
2008-2009

| Month         | Net Memb Goal | Actual New Memb | Actual Dropped Memb | Gain/Loss of Memb | Gain/Loss of Memb |
|---------------|---------------|-----------------|---------------------|-------------------|-------------------|
| Jul/Aug/Sep   | -4            | 19              | -43                 | -24               | 15                |
| Oct/Nov/Dec   | -3            | 19              | -70                 | -51               | 12                |
| Jan/Feb/Mar   | -1            | 48              | -102                | -54               | -2                |
| <b>Totals</b> | <b>-8</b>     | <b>86</b>       | <b>-215</b>         | <b>-129</b>       | <b>25</b>         |

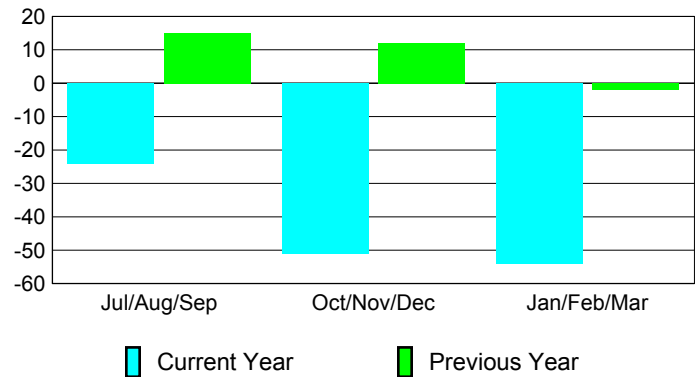
### Membership Results 2009-2010

Goal, New, Dropped, Gain/Loss

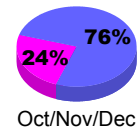
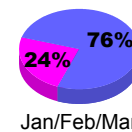
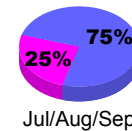


### Comparison of Membership Gain/Loss

Current Year Compared to the Previous Year



### Gender Comparison 2009-2010



Male

Female